

SAN DIEGO
MESA COLLEGE

INTEGRATION EFFORTS

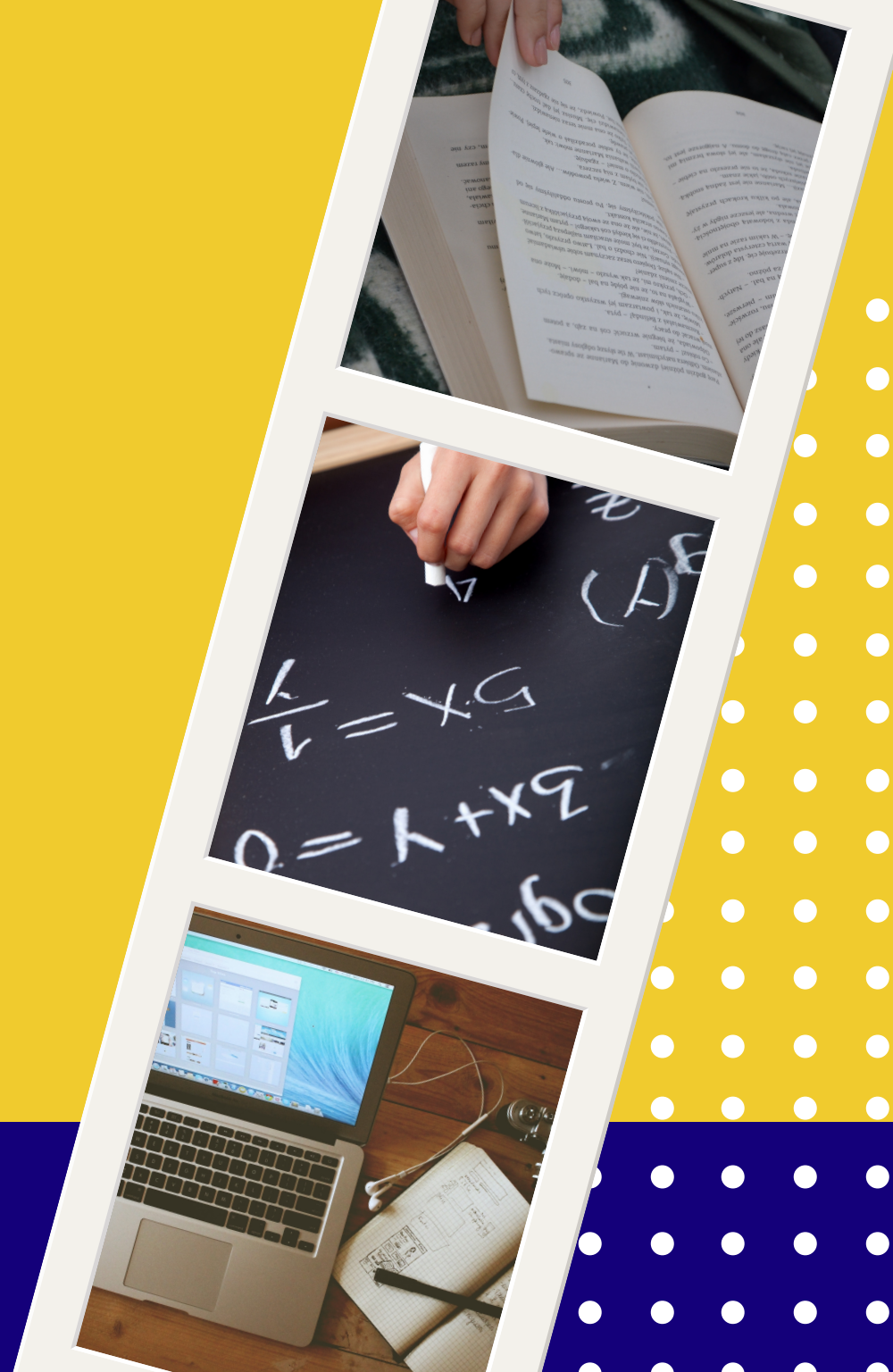
BSI|SE|SSSP

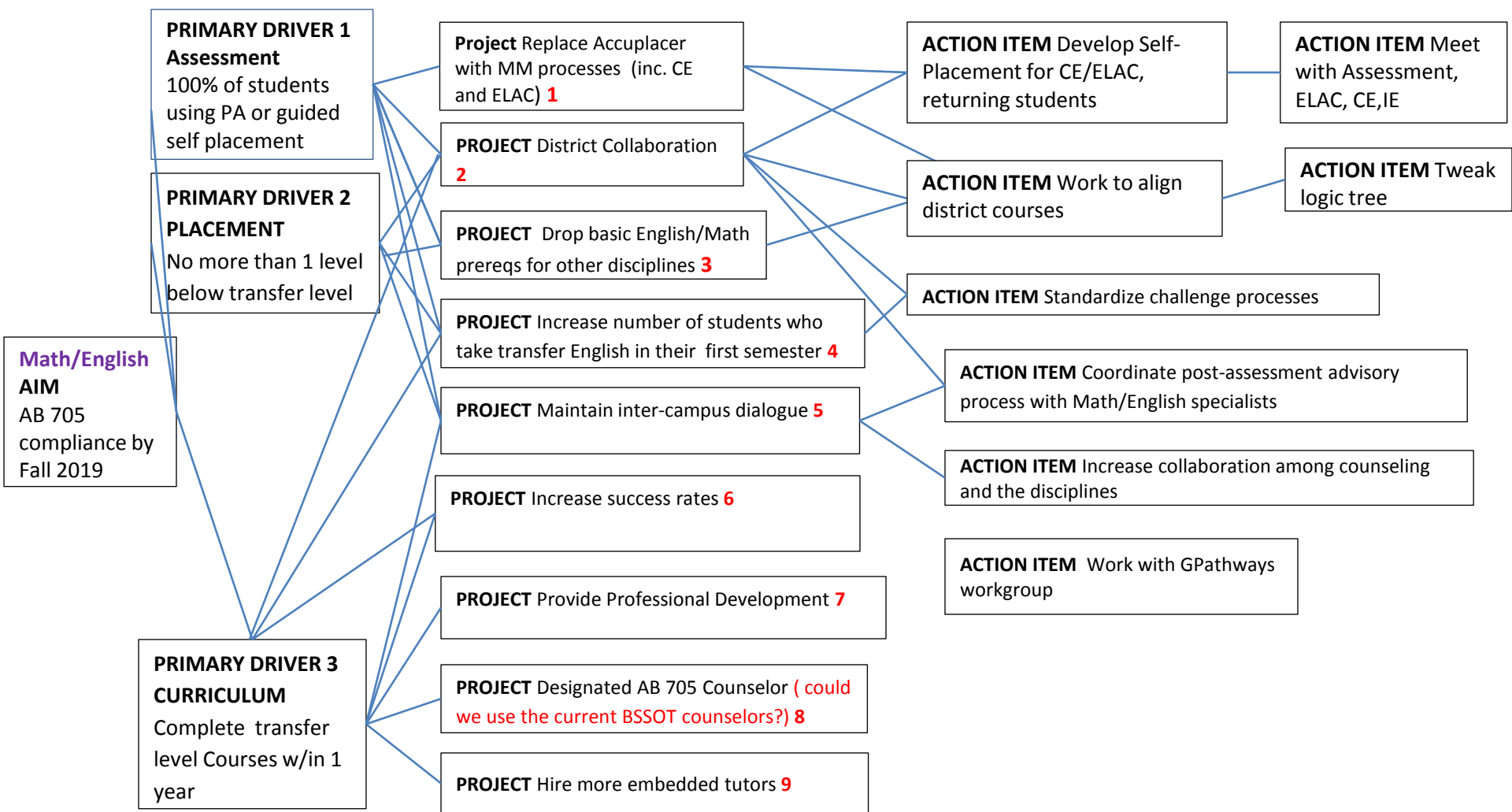


PRESIDENT'S CABINET SPRING 2018 UPDATE



Basic Skills Update





**PRIMARY DRIVER 1
Assessment**
100% of students using PA or guided self placement

**PRIMARY DRIVER 2
PLACEMENT**
No more than 1 level below transfer level

Math/English AIM
AB 705 compliance by Fall 2019

**PRIMARY DRIVER 3
CURRICULUM**
Complete transfer level Courses w/in 1 year

Project Replace Accuplacer with MM processes (inc. CE and ELAC) **1**

PROJECT District Collaboration **2**

PROJECT Drop basic English/Math prereqs for other disciplines **3**

PROJECT Increase number of students who take transfer English in their first semester **4**

PROJECT Maintain inter-campus dialogue **5**

PROJECT Increase success rates **6**

PROJECT Provide Professional Development **7**

PROJECT Designated AB 705 Counselor (could we use the current BSSOT counselors?) **8**

PROJECT Hire more embedded tutors **9**

ACTION ITEM Develop Self-Placement for CE/ELAC, returning students

ACTION ITEM Meet with Assessment, ELAC, CE, IE

ACTION ITEM Work to align district courses

ACTION ITEM Tweak logic tree

ACTION ITEM Standardize challenge processes

ACTION ITEM Coordinate post-assessment advisory process with Math/English specialists


ACTION ITEM Increase collaboration among counseling and the disciplines

ACTION ITEM Work with GPathways workgroup

02




**Mesa's
integrated plan
submitted by
01/31/2018**





03

**Integrated Plan &
Executive Summary
available online through
the Mesa Integration
Efforts website**





Integrated Planning Survey & Report



**BSI|SE|SSSP
DEVELOPED SPRING 2018**

Integrated Planning Survey & Report

OS

WHY?

A Collaborative Effort

An opportunity

**To pursue cohesive, integrated
program strategies**



**Determine how funds have made
efforts more efficient & sustainable**





QUESTIONS:


**funded activity, applicable goal
area (access, retention,
transfer, ...) , accomplishments,
data source, long term
projections, assessment,
momentum points**



SET



Student Success & Equity Committee



Success, Equity, & Transformation

Approval of committee name change on 02/20/2018



SSSP REPORTING

San Diego Mesa College SSSP Reporting for Fall 2016

	Students Enrolled				Students Enrolled and Missing one or more SSSP Service					
	TOTAL	Non-Matric	Exempt	Fully Matric	Missing Ed Plan	% Missing Ed Plan	Missing Orientation	% Missing Orientation	Missing Assessment	% Missing Assessment
Total	19,974	4,059	3,019	12,896	4,716	24%	2,903	15%	1,960	10%
New Students (excluding HS)	2,117	497	119	1,501	431	20%	170	8%	181	9%
Continuing	14,362	2,376	1,697	10,289	2,747	19%	1,397	10%	1,064	7%
Returning/Transfer	3,495	1,186	1,203	1,106	1,538	44%	1,336	38%	715	20%

San Diego Mesa College SSSP Reporting for Fall 2017

	Students Enrolled				Students Enrolled and Missing one or more SSSP Service					
	TOTAL	Non-Matric	Exempt	Fully Matric	Missing Ed Plan	% Missing Ed Plan	Missing Orientation	% Missing Orientation	Missing Assessment	% Missing Assessment
Total	19,191	3,794	2,839	12,558	4,637	24%	2,860	15%	1,973	10%
New Students (excluding HS)	1,920	438	102	1,380	425	22%	174	9%	170	9%
Continuing	13,994	2,198	1,685	10,111	2,757	20%	1,420	10%	1,077	8%
Returning/Transfer	3,277	1,158	1,052	1,067	1,455	44%	1,266	39%	726	22%

09

- 2014-2015 - YEAR OF REFLECTION
- 2015-2016 - YEAR OF PROGRAM DEVELOPMENT + IMPLEMENTATION
- 2016-2017 - CONTINUATION OF PROGRAM DEVELOPMENT
- 2017-2018 - YEAR OF INTEGRATION

AREAS OF FOCUS:

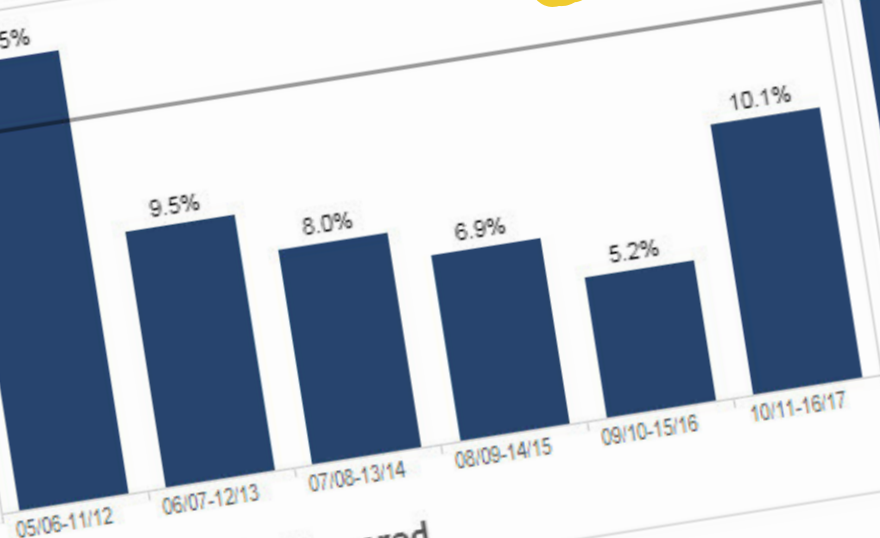
- **Completion Rate**
- **Degree Attainment**
- **Transfer Rate**

10

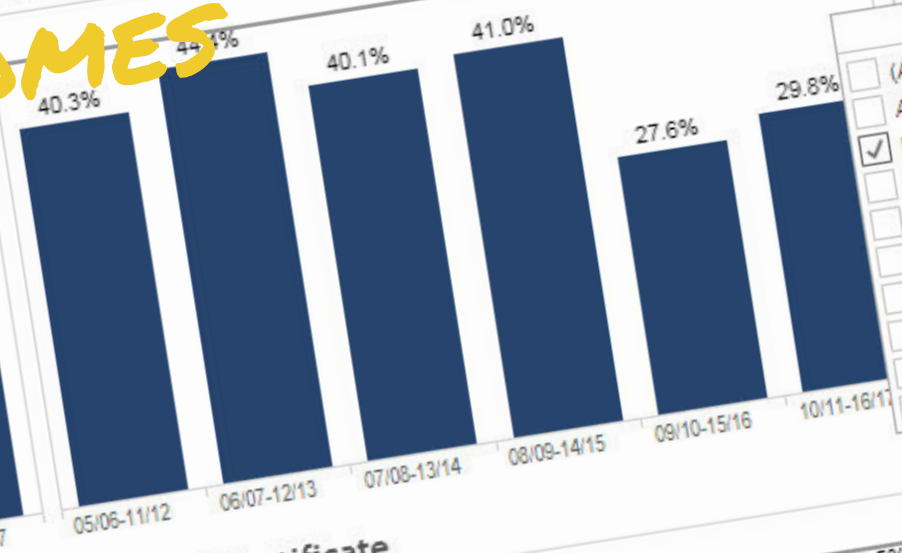
STUDENT SUCCESS SCORECARD

OUTCOMES

Completed Associate's Degree



Transferred



Prepared

(All)

Race

Black/Afr

(All)

Asian

Black/African American

Filipino

Hispanic/Latino

Native American

Other/Unknown

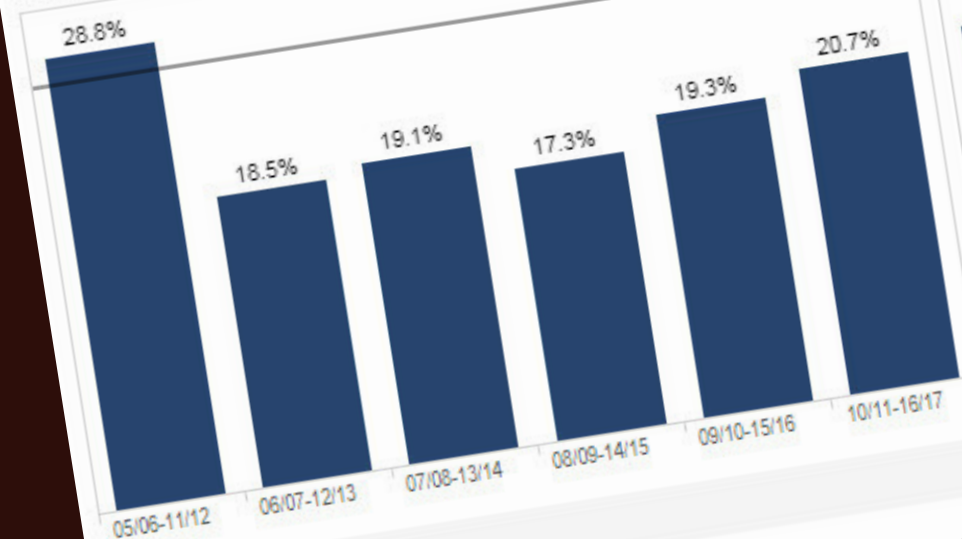
Pacific Islander

Two or More

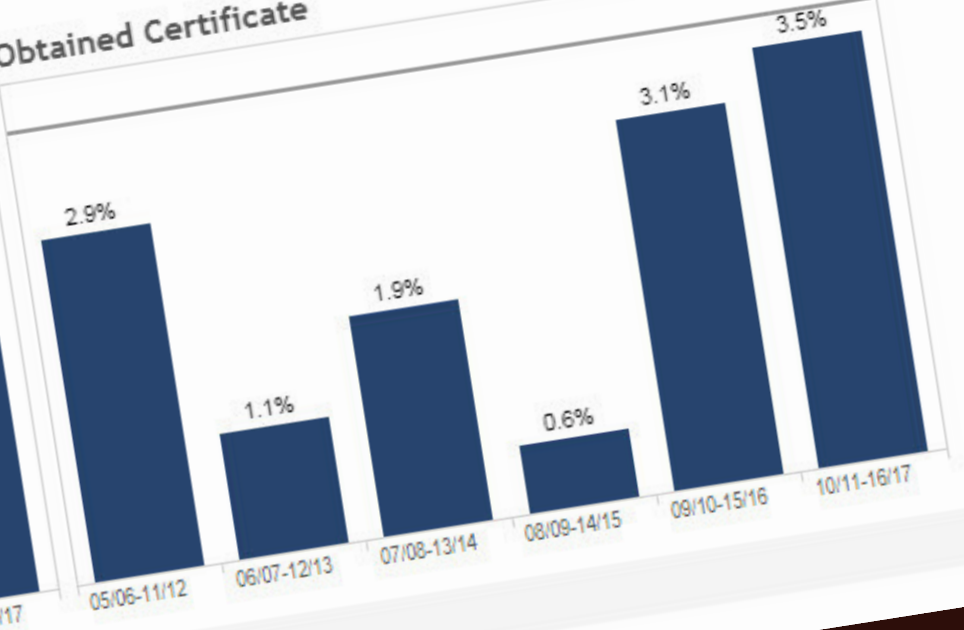
White

(All)

Became Transfer-Prepared



Obtained Certificate



Assessment of Progress

Completion Rate, 2015/16 to 2016/17

- Increase for African American students 37% to 40.4%.
- Increase for Hispanic/Latino 43.7% to 50.1%.
- Increase for Pacific Islander from 37.5% to 58.8%.
- Significant Increase for DSPS 15/16 from 38.1% to 49.5%.

Assessment of Progress Completion Rate, 2015/16 to 2016/17



While we do not have cohort data for Veteran Students, we find that the over success rate for this group is at 79% for Fall 2016/17 as compared to 70% for the general population. Additionally, Veteran Students have a higher overall GPA, 2.78 while the general student population is at 2.71.



Assessment of Progress Degree Attainment, 2015/16 to 2016/17

13

- Increase for African American students 8.3% to 13.6%.
- Decrease for Pacific Islander from 19.8% to 14.2%, however, there was more than a 21% increase in the overall success rate for Pacific Islander students over the same period of time which indicates a much higher degree of transfer

Assessment of Progress

Transfer Rate, 2015/16 to 2016/17



- Increase for African American students 27.6% to 29.8%.
- Increase for Hispanic/Latino students 31.5% to 36.8%.
- Increase for economically disadvantaged, 18% to 22%.
- Increase for DSPS, 18.6% to 28.3%.





AS A COLLEGE WE ARE COMMITTED TO ELIMINATING DISPROPORTIONATE IMPACT. AFTER 2 FULL YEARS OF IMPLEMENTATION OF OUR PRIMARY EQUITY INITIATIVES WE ARE PLEASED WITH THE PROGRESS THAT WE ARE SEEING.

PROGRESS IS BEING MADE TOWARD THE ACCOMPLISHMENT OF OUR STATED LONG TERM GOALS.

A group of approximately 15 people, including men and women of various ages, are posing for a photo in a clothing store. They are standing in front of racks of clothing. A woman in the center foreground is holding a microphone with the 'KUSI NEWS' logo. Several people are wearing blue and white 'MESA' baseball-style shirts. One woman on the right is wearing a Santa hat. The background features a large orange banner with a brick pattern and the text 'THE Stand SAN DIEGO MESA COLLEGE'. The banner has a stylized logo where the 'S' in 'Stand' is formed by a fork and a spoon. The store has yellow walls and metal clothing racks.

THE
Stand
SAN DIEGO MESA COLLEGE

THE STAND



Direct Student Support

- 59 applications have been received to date this semester.
- 41 Students have received assistance
- \$6063 in assistance has been given out. \$3800 in book vouchers, \$1650 for food, \$185 for printing and 428 for transportation (Not including the EOPS students)
- \$375.00 is the largest single amount awarded
- First time that 100% of those we have given assistance to have complete assessment and orientation, 90% have education plans on file.




The STAND

- Over 960 transactions at The Stand in February
- Spring semester = provided over 3850 items
- Campus newsletter with updates including Amazon Wish List information
- Surveyed all students all students who used The Stand during the fall semester
- Received 204 unique responses and look forward to sharing feedback collected
- Working with management team & Feeding San Diego to provide students w/ more access to food
- Announcement soon regarding this non-point based portion of The Stand






- **FINALIZING MOU W/FEEDING SAN DIEGO**
- **THIS PARTNERSHIP WILL PROVIDE FRUITS, VEGETABLES AND OTHER FOOD RESOURCES ON AN ONGOING BASIS.**
- **ACCORDING TO FEEDING SAN DIEGO, THEY WILL BE ABLE TO PROVIDE THE COLLEGE ENOUGH FOOD TO FEED THEN ENTIRE CAMPUS COMMUNITY.**



- **THE COLLEGE IS PURCHASING A LARGE REFRIGERATION STORAGE UNIT THAT WILL ALLOW US TO STORE AND PRESERVE FOOD.**
- **WE WILL BE RECEIVING A ONE-TIME ALLOCATION FROM THE CHANCELLOR'S OFFICE OF \$40,000.**
- **THIS WILL PROVIDE US WITH THE OPPORTUNITY TO PURCHASE PORTABLE STANDS THAT WILL SERVE AS DISTRIBUTION POINTS AS WELL AS STABILIZE OUR SUPPLY OF FOOD FOR SOME TIME.**



THANK YOU